



District Report Card: 2017


State: Andhra Pradesh	District: Vizianagaram
Class: 3	Subject: Language
Schools: 61	Students: 702


Participation/Coverage


Students

GENDER 	Boys		Girls	
	Number	%	Number	%
	293	41.74	409	58.26

AREA 	Rural		Urban	
	Number	%	Number	%
	649	92.45	53	7.55

CATEGORY 	SC		ST		OBC		GEN	
	Number	%	Number	%	Number	%	Number	%
	92	13.11	122	17.38	444	63.25	44	6.27

CWSN 	LD	VI	HI	S&LD	ID	Oth
	0	1	0	7	0	28

Management 	Government		Government-aided	
	Number	%	Number	%
	696	99.15	6	0.85

Average Performance of Students in Language (%)

Overall	Gender		Area		Management		Social Group			
	Male	Female	Rural	Urban	Govt.	Aided	SC	ST	OBC	GEN
74.00	72.81	74.85	76.03	49.06	73.96	78.89	76.59	72.68	74.70	65.15

Performance on Learning Outcomes (LOs)

Learning Outcomes	Description	Average Performance(%)
L304	Reads small texts with comprehension i.e., identifies main ideas, details, sequence and draws conclusions	73.53
L312	Reads printed scripts on the classroom walls: poems, posters, charts etc.	74.93

Range of Performance of Students who Answered Correctly							
Below 30%		30% - 50%		50% - 75%		Above 75%	
Number	%	Number	%	Number	%	Number	%
30	4.27	76	10.83	215	30.63	381	54.27

Lowest Performing Learning Outcomes (LOs)

- 1 - Reads small texts with comprehension i.e., identifies main ideas, details, sequence and draws conclusions (73.53)
- 2 - Reads printed scripts on the classroom walls: poems, posters, charts etc. (74.93)